



**WATER  
RESILIENCE  
COALITION**



# Collective Action for a Water Resilient World



# What is at stake?

## Global Annual Economic Losses Attributed to Water Risks (USD)

*Water risks already account for **\$465–565 billion** in annual economic losses, with the potential to increase dramatically due to climate change and population growth.*

Risk	Estimated Annual Loss (USD)	Source / Notes
Flood Damage (urban, coastal, riverine)	\$120 billion	World Bank, OECD
Droughts (agriculture, energy, GDP loss)	\$80 billion	FAO, IMF
Water Pollution (healthcare, ecosystem)	\$55 billion	WHO, UNEP
Infrastructure Failures (aging systems)	\$45 billion	Global Water Partnership
Industrial Disruption (water scarcity)	\$35 billion	CDP (Carbon Disclosure Project)
Supply Chain & Operational Risk	\$30 billion	WRI, McKinsey
Climate-linked Water Stress	\$100–200 billion	IPCC Scenarios, depending on trajectory

# Why create the Water Resilience Coalition?

**Companies came together to realize the need for a coordinated and collective effort**

## Individual Efforts Aren't Enough

Water risks are systemic, interconnected, and transboundary—they affect entire watersheds, economies, and ecosystems. While many companies are taking action, fragmented, isolated initiatives cannot address the scale and complexity of the challenge.

Only 53% of companies have set site-level water targets, and 4% set water targets for their supply chain. (CDP, 2023 and 2024)

***Most corporate water stewardship efforts remain limited in scope and location.***

70% of global freshwater withdrawals are used for agriculture, an activity largely beyond the control of individual businesses. (FAO, 2022)

***Solving water stress requires coordination across sectors and supply chains.***

By 2050, over 50% of the global population will live in water-stressed regions. (UNESCO, 2023)

***The scale of risk demands action from governments, industries, and communities together.***

Only 22% of watersheds globally have any form of multi-stakeholder governance in place. (WRI, 2022)

***Lack of coordinated basin-level governance hinders progress.***

# Our origin

Companies came together to realize the need for a coordinated and collective effort

Global companies and their CEOs joining forces to accelerate progress against the global water crisis



**WATER  
RESILIENCE  
COALITION**



- ▶ Identify and accelerate investments in **solutions to the water-climate crisis**
- ▶ **Collective action** to build water security and resilience at scale in stressed regions
- ▶ Aligned **quantifiable and time-bound water commitments at the enterprise and river basin level**

## 2010s

Several leading CEOs saw that the scale of water action did not meet the scale of the water crisis

## 2020

7 companies partner to found the WRC, growing 4x in 2 years

## 2030

Commitments half fulfilled

## 2050

All commitments fulfilled



**WATER  
RESILIENCE  
COALITION**



# Our members

40+ Companies from all sectors, representing over \$5 trillion in market cap

## Leadership Committee



## Members



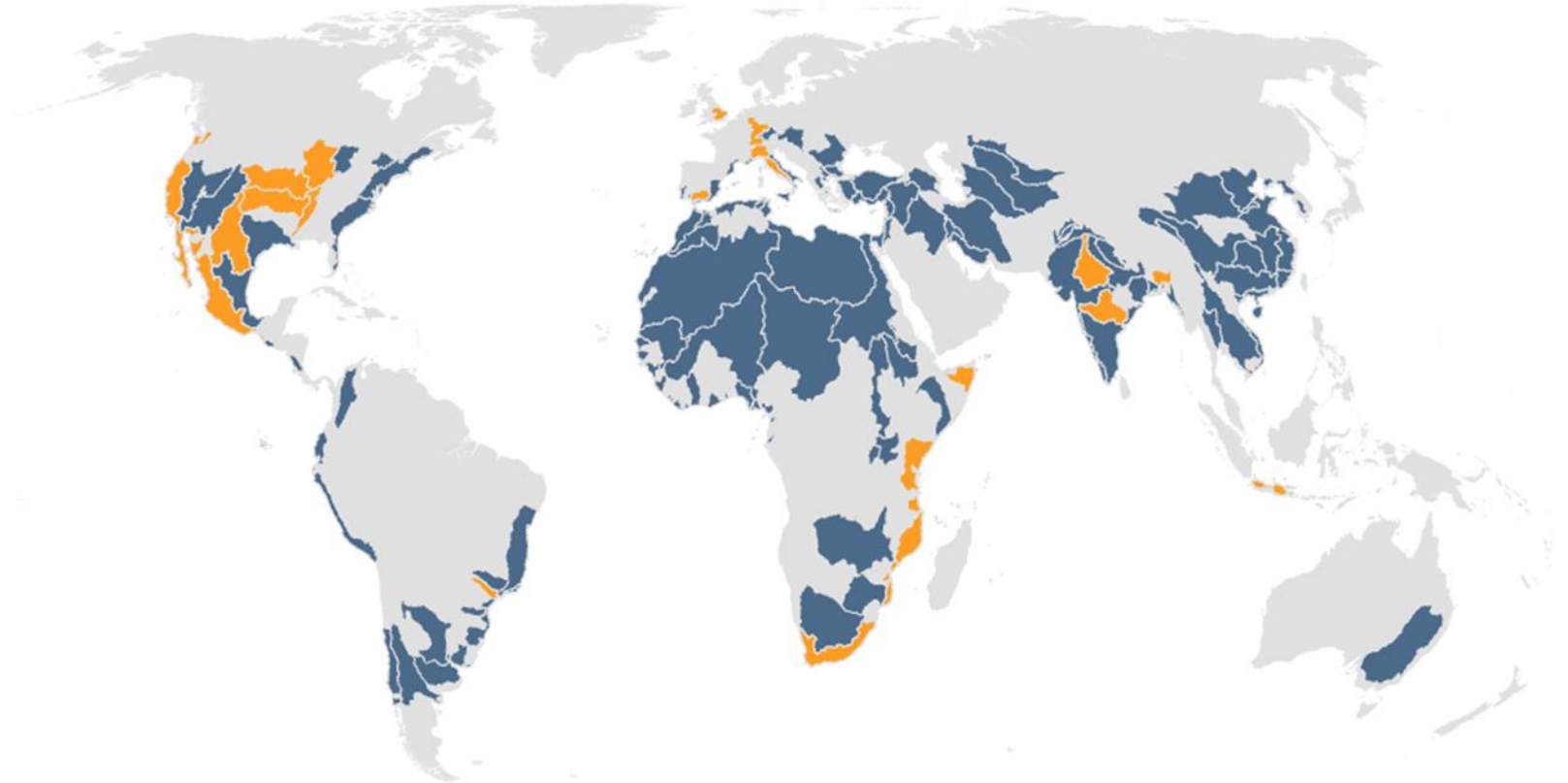
## Partners





## Our top 100 priority basins for collective actions

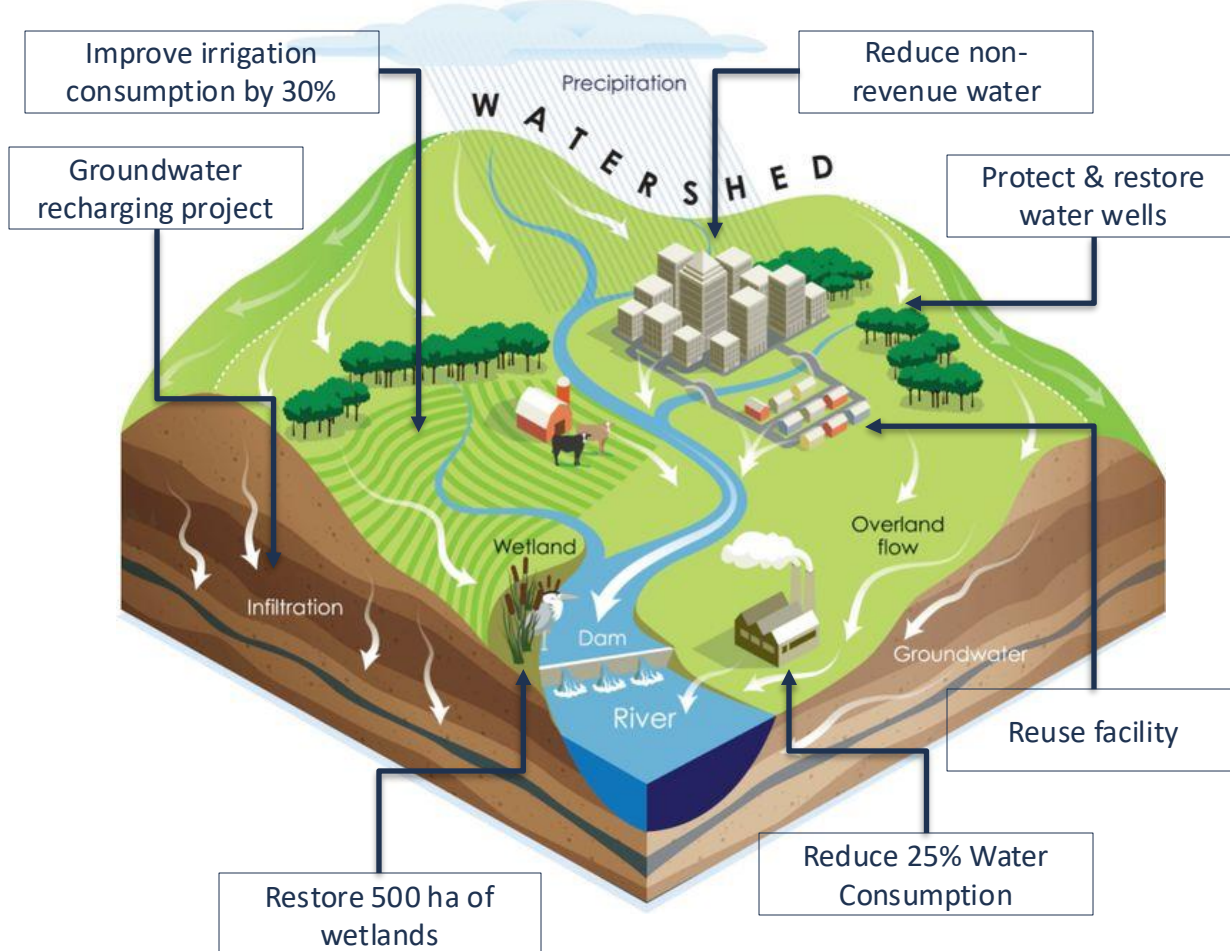
We will enable equitable and resilient water access, sanitation, and hygiene **(WASH) for over 300 million people.**



In yellow, the basins where we are already active are highlighted.

# A Scalable Model

Helping companies, NGOs, and governments move better together at the basins



Establishing a neutral party to facilitate alignment between stakeholders



Mapping key stakeholders and discussing synergies between their actions



Establishing timebound targets and progress report



Building a portfolio of tailored collective actions and shared solutions to gain scale, optimize costs, and achieve a high impact



Using standard metrics + reporting system to allow the aggregation of the impact

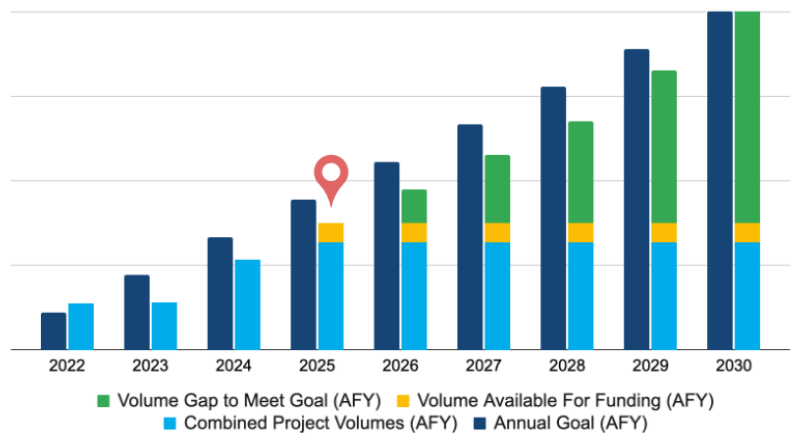


# The California Water Resilience Initiative (CWRI) example

Goal is by 2030, Reduce, Reuse, and Restore 1M Acre-Feet / Year (1.2B M<sup>3</sup> / Year)

175,000 AFY (17.5%)  
achieved to date

Progress To 2030 Goal (1 Million Acre-Feet)



## LEADERSHIP



## PROJECTS



Agriculture  
Modernization Fund  
*with Netafim*



Sustainable Water  
Impact Fund II  
*with RRG*  
*\*balance sheet investment\**



Sacramento  
River Restoration  
*with River  
Partners*



Kern Watershed  
Restoration  
*with Trout  
Unlimited*



Esperanza Elementary  
School Greening  
*with LA Neighborhood  
Land Trust*

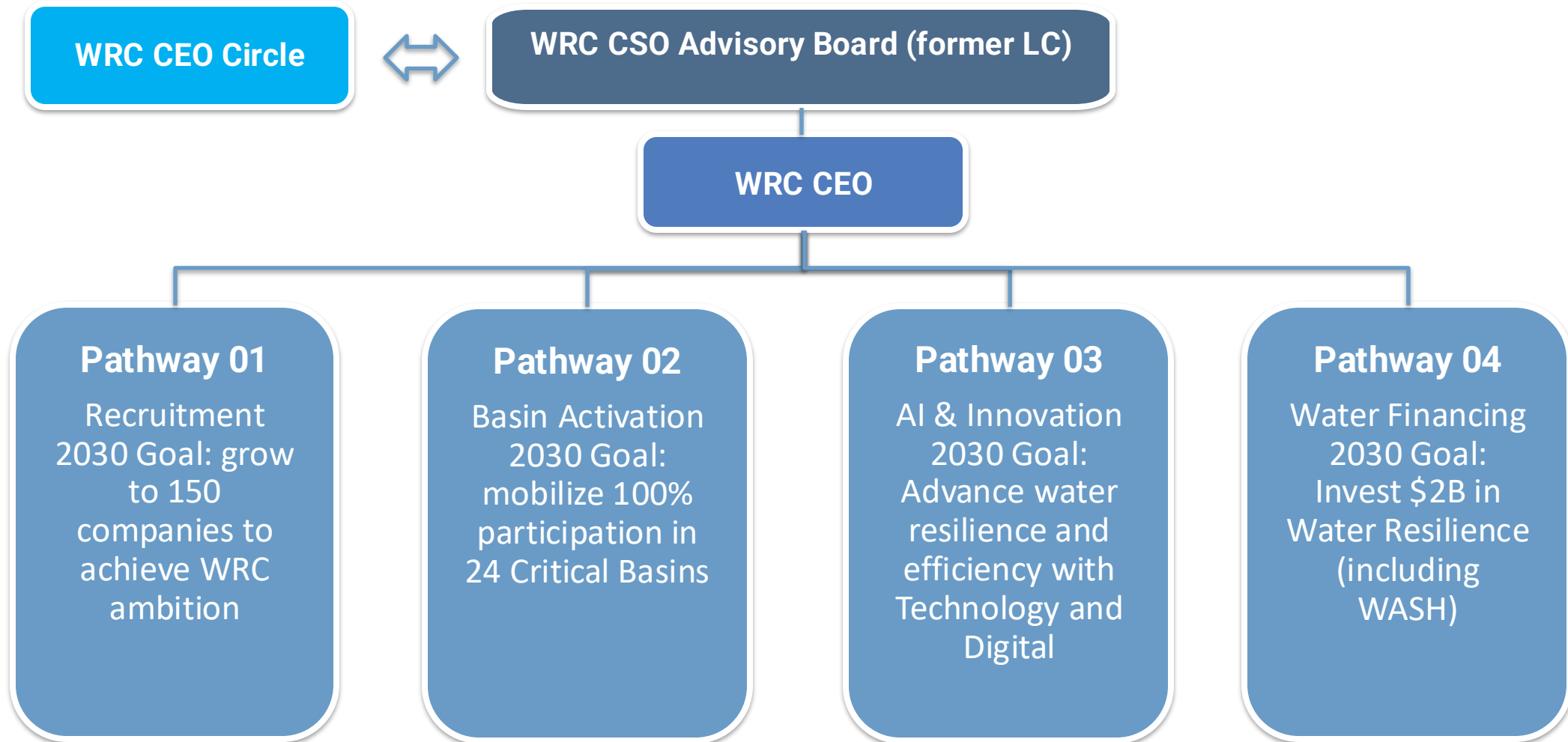
## SAMPLING OF COMPANIES ENGAGED





# Our Structure

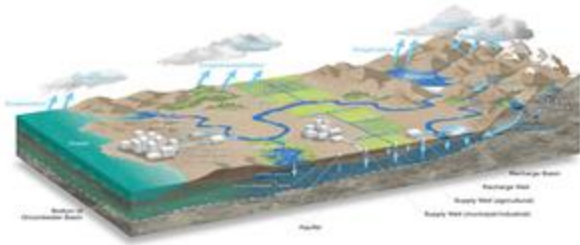
## The WRC governance model



# Why join the WRC?

The WRC accelerates corporate water stewardship, unlocking business value and impact

Reduce your business risk by improving water security




Help drive the global water agenda



Scale impact via a collective action portfolio

- Water Efficiency & Reuse
- Groundwater Recharging
- Stormwater Capture
- Conservation & Restoration
- Irrigation Efficiency
- Non-Revenue Water



Become a champion and help a basin achieve its target



Invest in new financial mechanisms



Access new AI and Digital tools



# WRC Engagement Opportunities



## **BECOME A MEMBER**

Join the WRC as a member, or join our leadership ranks and enroll in the CSO Advisory Board



## **SUPPORT A PATHWAY**

Lend expertise and capacity to Pathway Project Teams to accelerate progress towards our 2030 Ambitions.



## **CHAMPION A BASIN OR WATER PROJECT**

Become a Basin Champion or Leader in the priority basins worldwide, or invest in collective action projects that provide measurable water benefits.






## **AMPLIFY THE CONVERSATION**

Sponsor an event, report, or outreach efforts to showcase industry leadership.

# What is our funding structure?

## Member contributions make the work of the WRC possible

**Note:** Annual fees for participation in the Water Resilience Coalition are in addition to, and cannot substitute for, annual participation fees in the UN Global Compact or its Country Networks.



Company Revenue (USD)		<\$1B	\$1-5B	\$5-10B	\$10B+
CSOs Advisory Board	Annual Commitment first 3yrs	-	-	\$120K	\$120K
	Annual Commitment	\$15K	\$20K	\$30K	\$30K
Member Companies		\$15K	\$20K	\$30K	\$30K



**WATER  
RESILIENCE  
COALITION**



**Join us!**

**André Ramalho**


WRC Lead

Pacific Institute / CEO Water Mandate  
[avramalho@pacinst.org](mailto:avramalho@pacinst.org)

**Mark Cassalia**

WRC Business Engagement Manager

Pacific Institute / CEO Water Mandate  
[mcassalia@pacinst.org](mailto:mcassalia@pacinst.org)







**WATER  
RESILIENCE  
COALITION**



# APPENDIX I – Why join?

*Detailed version*

# The WRC's Value Add

## The WRC supports its member companies

- **Helping members achieve their water targets** by sharing a portfolio of curated collective action opportunities and facilitating engagement of multiple companies to scale the outcomes.
- **Reducing shared water risks at basins of interest** by creating a common goal and a pathway to achieve it, where investments are optimized to significantly scale positive impact to really change basin conditions
- **Bringing stakeholders together** by establishing neutral collective action management platforms (e.g., Collaboratives) where companies, NGOs, and the public sector can meet to discuss partnerships and mutual support without any bias
- **Tracking outcomes in a standard way** by improving a collective action reporting tool, part of the WRC 100 Basins App, to curate and publicly report outcomes from on-the-ground implementing partners and aggregating them by basin to understand our total progress against the established targets
- **Providing information on basin conditions and their changes** by developing, in partnership with the European Space Agency and 52 Impact, a GIS + AI monitoring platform for each of the 100 basins, where users will be able to check current and future-looking conditions
- **Supporting the development and scaling of financial mechanisms to support water projects** by working with fund managers that are building opportunities to use the balance sheet to scale investments in water with financial returns
- **Piloting and implementing innovative solutions** by working with our members and organizations like the 100 + Accelerator and World Economic Forum to map new solutions for water and use our basin platforms to help pilot them
- **Building a senior leadership network for water** by bringing CEOs, CSOs, and other C-Level representatives of companies to meet twice a year to discuss water strategies and trends, and to engage other players to scale action, to become Champions



**WATER  
RESILIENCE  
COALITION**


















































## APPENDIX II – Basin Collaboratives

*Status of implementation*



# Action in 100 Priority Basins – May 2025

Collaborative Steps									
Country	Basin Name	Mapping Stakeholders	Recruiting Champions	Establishing Collaborative Structure	Collaborative Kickoff	Diagnostic & Target Setting	Creating Project Roadmap	Implementing Projects	Monitoring Progress & Basin Health
United States	California (North Pacific 446)								
United States	Upper Mississippi (Mississippi 419)								
United States	Lower Mississippi (Mississippi 427)								
United States	Missouri								
United States	Arkansas and White								
India	Godavari								
Mexico / United States	Rio Bravo / Rio Grande								
Italy	Tyrrhenian Sea, Ligurian Sea								
India	Yamuna								
Kenya	Tana (Indian Ocean 189)								
Mexico	Rio Lerma (North Pacific 455)								
Indonesia	Java								



# Action in 100 Priority Basins – May 2025 Continued

Collaborative Steps									
Country	Basin Name	Mapping Stakeholders	Recruiting Champions	Establishing Collaborative Structure	Collaborative Kickoff	Diagnostic & Target Setting	Creating Project Roadmap	Implementing Projects	Monitoring Progress & Basin Health
Brazil	Tiete (PCJ)								
South Africa	Berg, Breede, Olifants, South & West Coasts (Indian Ocean 160)								
Spain	Guadalquivir								
Portugal/ Spain	Barbate, Guadalete, Mira, Sado, Tagus (Iberian Peninsula 615)								
Italy	Po								
United Kingdom	Severn & Thames (North Atlantic 604)								
Western Europe	Rhine 635								
Bangladesh	Meghna								







**WATER  
RESILIENCE  
COALITION**



## APPENDIX II – Digital Tools

# WRC Dashboard

Summarizing risks, goals, progress, and projects



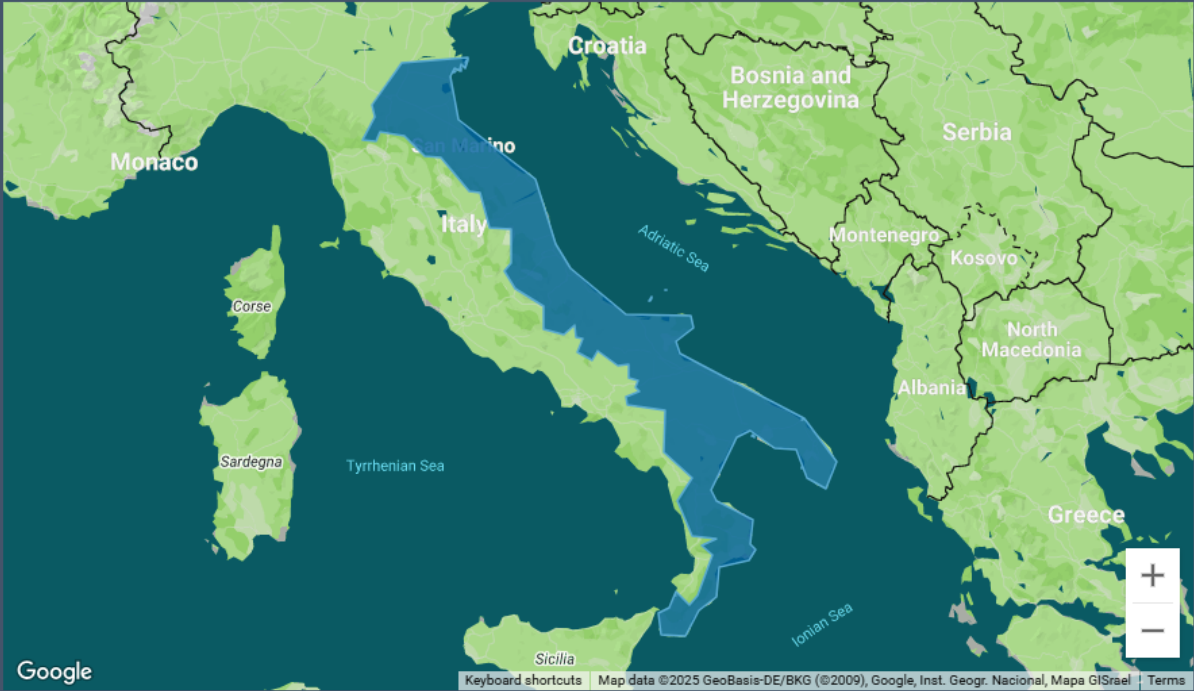
English (United States)



Welcome, Todd | UNGC Member Logout

- Home
- Reports
- Reporting
- Portfolio Project Details
- NPWI Company Dashboard
- Administration
- Company Dashboard
- About

### Adriatic Sea (652) (Gravina di Picciano)



### Projects and Recruiting

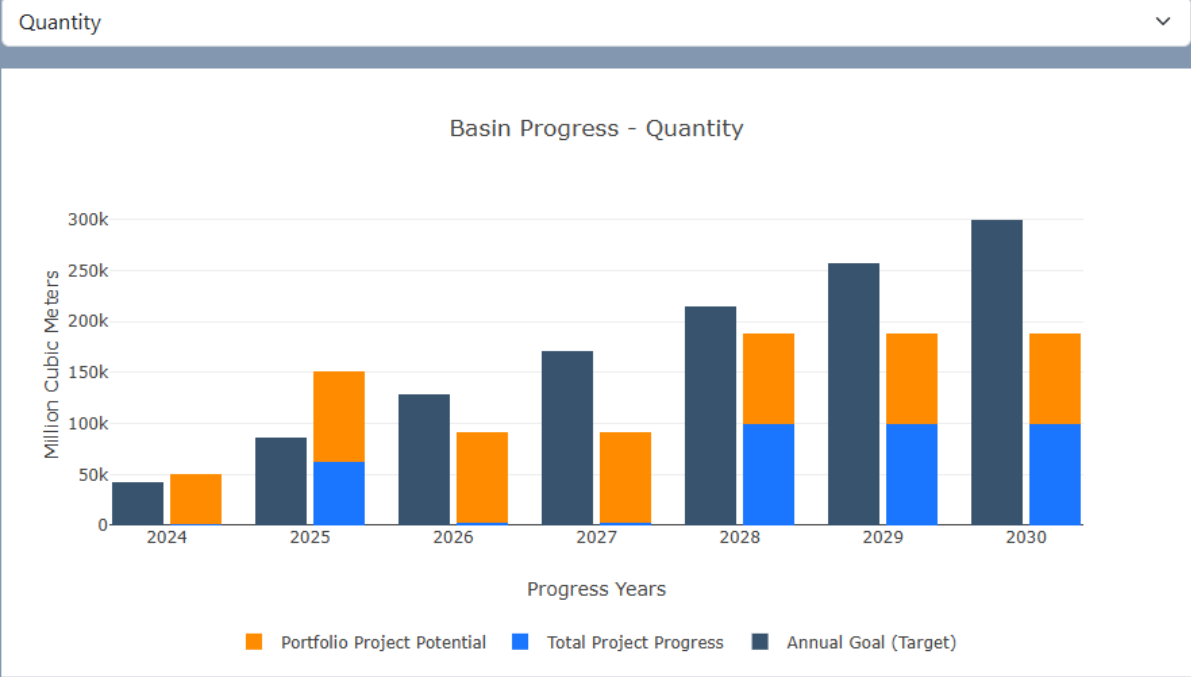
Basin Recruitment

#### Basin Recruitment Progress



### Basin Progress

Basin Progress



### Basin Project Portfolio

Project	Project Status	Funding
Test project	Active	Accepting Funding
Test Project Water Enhancement	Planning	Funding Closed
Test Portfolio Project Under Aidvin test company	Planning	--

# Building a Portfolio of Water Projects

## Example from California



English (United States) ▾

### Basin Opportunities - North Pacific (446) (San Joaquin & Sacramento)

[Click here to view the projects](#)

[Select Different Basin](#)

Project	Implementer	Volumetric Benefits	Water Quality Benefits	WASH Benefits	Total Project Cost	Minimum Investment	Recruiting Status	Project Details
Battle Creek Restoration Project - Shasta County Kremer Property	River Partners Network				\$1,380,000	\$250,000	Accepting Funding	
Colusa Bend Restoration	River Partners Network				\$7,567,000	\$250,000	Accepting Funding	
Colusa Floodplain Reconnection Project - R&J Orchard	River Partners Network				\$8,763,000	\$250,000	Accepting Funding	
Crows Landing Habitat Restoration	River Partners Network				\$8,705,500	\$250,000	Accepting Funding	
Feather River Floodplain and Side Channel Reconnection (Yuba)	River Partners Network				\$13,225,000	\$250,000	Accepting Funding	
Hidden Valley Ranch	River Partners Network				\$13,771,250	\$250,000	Accepting Funding	





**WATER  
RESILIENCE  
COALITION**



## APPENDIX III – Governance *Detailed version*

# How is WRC related to the UNGC?

## Our main institutional governance

### UN Global Compact

World's largest corporate sustainability initiative



**United Nations**  
Global Compact

### CEO Water Mandate

Water stewardship initiative of the UN Global Compact



**CEO**  
**WATER**  
**MANDATE**

### Water Resilience Coalition

Leadership platform of the CEO Water Mandate



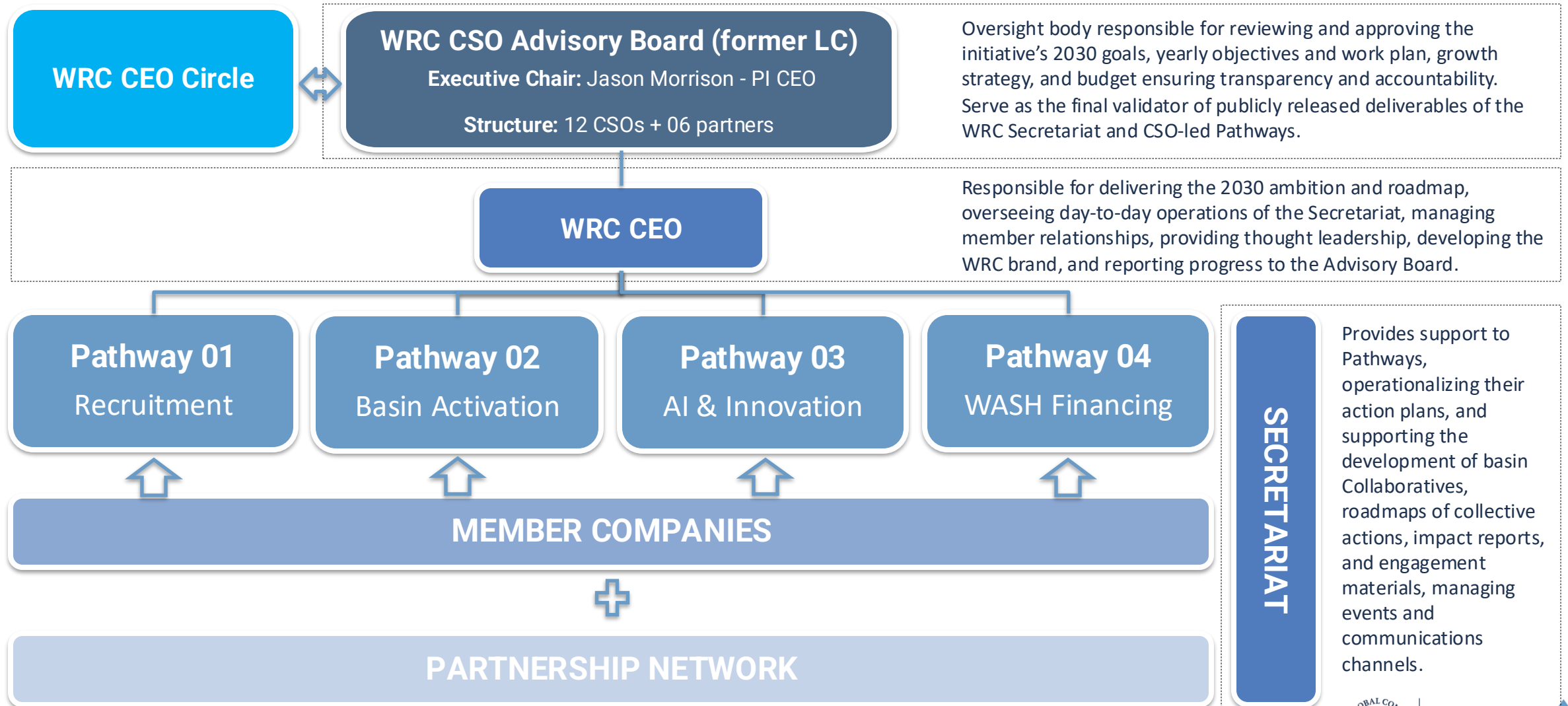
**WATER**  
**RESILIENCE**  
**COALITION**





# How is our structure looks like?

## The WRC governance model





**WATER  
RESILIENCE  
COALITION**



# APPENDIX IV – Pathways

*How we operate*

## Pathway 01 – Recruitment & Communications

Main Goal: Grow WRC to 150 to achieve 2030/2050 WRC Ambition			Team
<p><b>Objective:</b> Establish a multipronged recruitment strategy that utilizes the influence of the WRC members and storytelling to achieve the WRC's recruitment targets.</p> <p><b>Action:</b> CSOs will develop, drive and evaluate the impacts of the strategy. CSOs will leverage Comms &amp; Marketing resources to refine and build the value proposition of WRC, including through storytelling .</p> <p><b>Outcome:</b> Strategically position the WRC as the leading corporate water stewardship coalition mobilizing collective action and attaining collective outcomes within a basin.</p>			<p><b>CSO Chair:</b> TBD</p> <p><b>CSO Co-Chair:</b> TBD</p> <p><b>WRC Lead:</b> Mark Cassalia &amp; Raquel Ortuno</p> <p><b>Members engaged:</b> TBD</p> <p><b>Task forces:</b> Comms &amp; Engagement</p>
2025 Goals	2025 Activities & Deliverables		
<ul style="list-style-type: none"> <li>Grow the membership by 14 and increase key partners and their active engagement rate</li> <li>Fill CSO Advisory Board (CAB) – 06 positions</li> <li>Improve the value-add narrative of WRC to support recruitment</li> </ul>	<ul style="list-style-type: none"> <li>Approve the WRC Events Strategy</li> <li>Support UNGA C-Suite Event + Task Force Mtgs</li> <li>Help establish an official CSO Water Network</li> <li>Revise and enhance recruitment materials</li> <li>Help drive recruitment strategy</li> <li>Advise on WRC partner strategy</li> </ul>		
Budget and resources	KPIs	Progress to date	
Members only.	<ul style="list-style-type: none"> <li>N° WRC Members</li> <li>N° Companies pitched WRC</li> <li>N° People reached via comms &amp; events</li> <li>N° Active partners engaged</li> </ul>	<ul style="list-style-type: none"> <li>40 members</li> <li>07 LC members</li> <li>18 official partners</li> </ul>	

## Pathway 02 – Basin Activation

Main Goal: Mobilize 100% participation in 24 Critical Basins		Team
<p><b>Objective:</b> Accelerate water resilience and derisking efforts in 24 critical basins worldwide.</p> <p><b>Action:</b> CSOs and WRC will drive and deploy the basin Champion model, developing partnerships, implementing sustainable water management solutions, and leveraging advanced technologies.</p> <p><b>Outcome:</b> Establish a global benchmark for sustainable basin management, achieve significant water efficiency, and derisk operations in critical basins.</p>		<p><b>CSO Chair:</b> Ingrid DeRyck (ABInbev)</p> <p><b>CSO Co-Chair:</b> Ewan Andrew (Diageo)</p> <p><b>WRC Lead:</b> André Ramalho</p> <p><b>Members engaged:</b> TBD</p> <p><b>Task forces:</b> Collaboratives, Metrics</p>
2025-2026 Goals	2025 Activities & Deliverables	
<ul style="list-style-type: none"> <li>Recruit over 20 basin champions</li> <li>Establish Collaboratives in 24 basins (proposal in place and funding secured), with 12 directly led by WRC</li> <li>All collective action projects and companies are registered in the Water Action Hub</li> </ul>	<ul style="list-style-type: none"> <li>Collective action impact tracking platform</li> <li>Basin diagnostic &amp; monitoring system</li> <li>Collaborative structure set in 24 basins</li> </ul>	
Budget and resources	KPIs	Progress to date
Members only.	<ul style="list-style-type: none"> <li>N° of Basin Champions</li> <li>N° of Collaboratives implemented</li> <li>N° of Collective Actions (C.A.)</li> <li>% Members engaged in C.A.</li> </ul>	<ul style="list-style-type: none"> <li>Water saved – operational efficiency: 394.9M m3/year</li> <li>Water Reclaimed/Reused: 1B m3/year</li> <li>Water Replenished: 2.2B m3/year</li> <li>% members removing pollutants beyond legal: 51%</li> <li>Ha conserved &amp; restored: 1.2M ha</li> </ul>

## Pathway 03 – Technology & Digital Innovation

Main Goal: Advance water resilience and efficiency with Technology and Digital			Team
<p><b>Objective:</b> Establish a task force dedicated to leveraging new technologies to transform water management in priority basins.</p> <p><b>Action:</b> WRC &amp; CSO-led task force will engage development partners to align funding and ensure strategic deployment of resources to address urgent basin challenges.</p> <p><b>Outcome:</b> Transforming water management through innovation to set a new industry standard for efficiency and resilience, fostering cross-industry collaboration, and achieving NPWI by 2050.</p>			<p><b>CSO Chair:</b> TBD</p> <p><b>CSO Co-Chair:</b> TBD</p> <p><b>WRC Lead:</b> Todd Player</p> <p><b>Members engaged:</b> TBD</p> <p><b>Task forces:</b> Innovation &amp; Water Action Hub</p>
2025 Goals	2025 Activities & Deliverables		
<ul style="list-style-type: none"> <li>Basin Monitoring (BM) for 25 priority basins</li> <li>Digital Twins/AI Models for Predicting Future State of 25 priority basins</li> <li>Identify 10 new innovations from partnership programs</li> <li>Expand partnership with ESA</li> </ul>	<ul style="list-style-type: none"> <li>Convene 02 virtual demonstrations per year of curated innovations</li> <li>Establish new cohorts of entrepreneurs in partnership with existing programs from WRC members and strategic partners, and actively engage as advisors</li> </ul>		
Budget and resources	KPIs	Progress to date	
Members only.	<ul style="list-style-type: none"> <li>N° of basins with live monitoring</li> <li>N° of basins with predictive models</li> <li>N° of new innovations piloted/scaled</li> </ul>	<ul style="list-style-type: none"> <li>Basin monitoring methodology pilot ongoing in Upper Mississippi Basin</li> <li>Predictive WASH model under development</li> </ul>	

\*ESA provides 50% match through Netherlands Space Office to 52impact directly to match funds they secure for paid services provided directly to WRC member companies and Pacific Institute.



## Pathway 04 – Investment

Main Goal: Invest \$2B in Water Resilience (including WASH)		Team
<p><b>Objective:</b> Establish a task force to mobilize \$2B in impact investments for water resilience (including but not exclusive to Water, Sanitation, and Hygiene (WASH) - to advance initiatives in priority basins</p> <p><b>Action:</b> CSOs will lead outreach and engagement efforts, leveraging existing partnerships and industry influence to attract key companies.</p> <p><b>Outcome:</b> Secured \$2B in investments to improve water resilience and access to clean water, sanitation, and hygiene, driving long-term basin health &amp; economic outcomes in underserved communities.</p>		<p><b>CSO Chair:</b> Emilio Tenuta (Ecolab)</p> <p><b>CSO Co-Chair:</b> TBD</p> <p><b>WRC Lead:</b> Cheryl Hicks</p> <p><b>Members engaged:</b> TBD</p> <p><b>Task forces:</b> Investment Portfolio</p>
2025 Goals	2025 Activities & Deliverables	
<ul style="list-style-type: none"> <li>• Increase the percentage of companies investing in the portfolio by 25%</li> <li>• Engage <b>XX</b> partners and secure \$<b>XX</b> in investment (TBD)</li> </ul>	<ul style="list-style-type: none"> <li>• Develop governance &amp; scale up strategy</li> <li>• Map basin investment priorities</li> <li>• Develop a list of strategic targets</li> <li>• Expand portfolio of partners/funds</li> <li>• Develop pitch decks for corporate investment decision-making</li> </ul>	
Budget and resources	KPIs	Progress to date
Members only.	<ul style="list-style-type: none"> <li>• \$ Invested by members</li> <li>• \$ Pipeline size</li> <li>• % of members engaged</li> <li>• N° of active funds</li> </ul>	<ul style="list-style-type: none"> <li>• People reached with WASH: 225.5M<sup>1</sup></li> <li>• \$ invested by WRC members: 160M (1.7B)<sup>2</sup></li> </ul>

<sup>1</sup>Reported by members – include media campaigns, impact from utilities, and cumulative data from before 2020

<sup>2</sup>Pipeline size



**WATER  
RESILIENCE  
COALITION**



# APPENDIX V – NPWI

*Our ambition and commitment*

# What do you commit to when you join?

**Positive impact on your operations and supporting us to achieve the same at the basin level**

## Achieving Net Positive Water Impact (NPWI)

